



NORTHERN
PENNSYLVANIA
REGIONAL COLLEGE



Student Enrollment Profiles

Spring 2020

Summer 2020

Fall 2020

Spring 2021

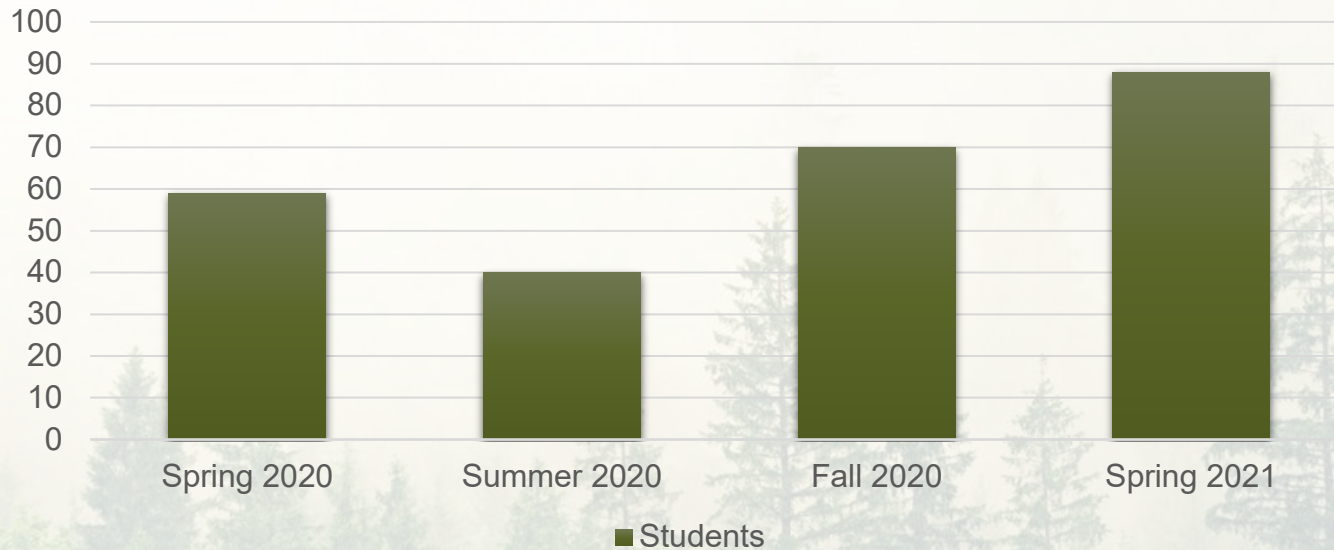


Student Count



Spring 2020	Summer 2020	Fall 2020	Spring 2021	Duplicated Total	Unduplicated Total
59	40	70	88	257	129

Student Count



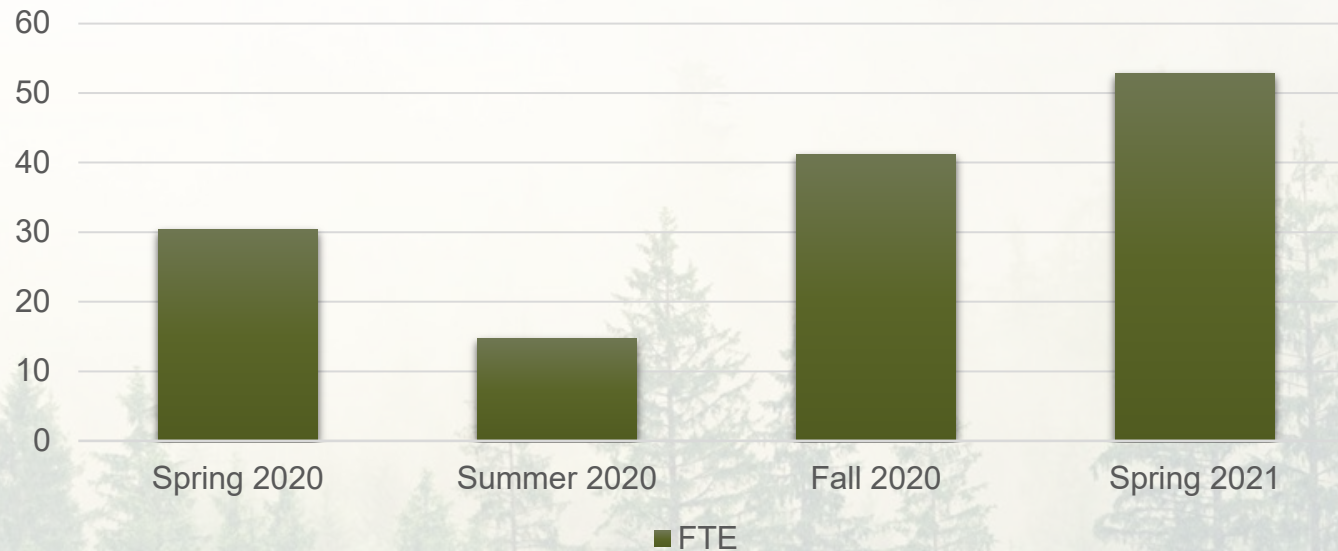
- Duplicated Total = total number of students added across each semester listed above
- Unduplicated Total = total number of individual students that have attend NPRC for the semesters listed above

Student Full-time Equivalency (FTE)



Spring 2020	Summer 2020	Fall 2020	Spring 2021	Total
30.40	14.67	41.13	52.80	139.00

Full-time Equivalency

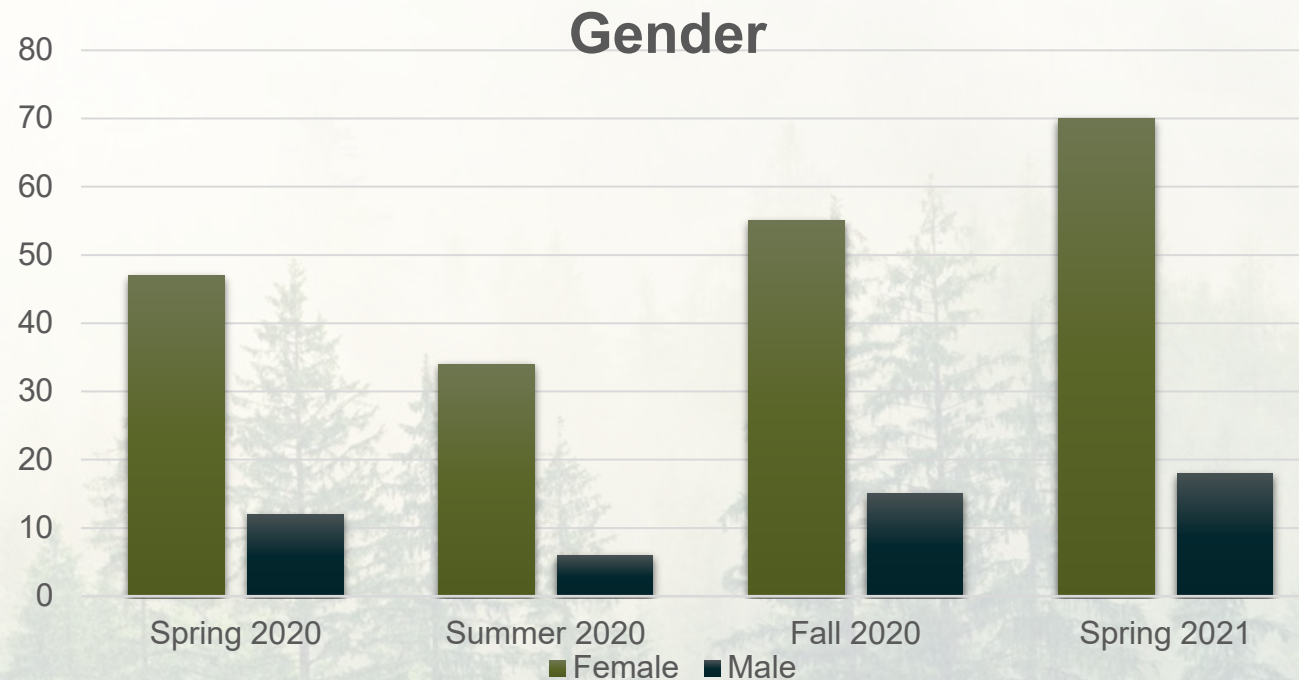


- Student FTE = a unit of measurement equal to one student enrolled full-time
- Full-time at NPRC is considered 15 credits
- Student FTE Calculation = $\frac{\text{\# of credits taken by all students in a term}}{15}$

Gender



	Spring 2020		Summer 2020		Fall 2020		Spring 2021	
	N	%	N	%	N	%	N	%
Female	47	79.66	34	85.00	55	78.57	70	79.55
Male	12	20.34	6	15.00	15	21.43	18	20.45



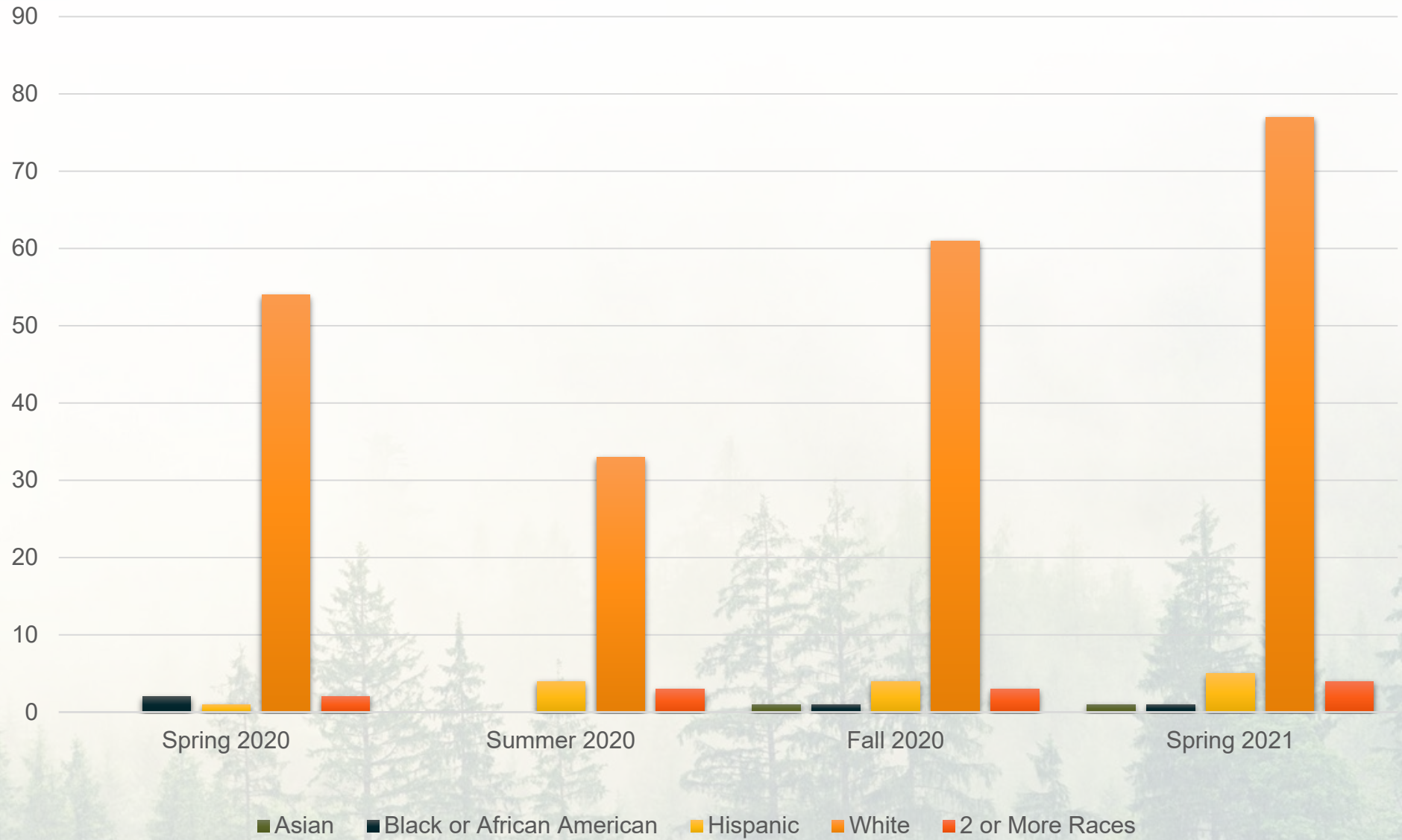
Race



	Spring 2020		Summer 2020		Fall 2020		Spring 2021	
	N	%	N	%	N	%	N	%
Asian	-	-	-	-	1	1.43	1	1.14
Black or African American	2	3.39	-	-	1	1.43	1	1.14
Hispanic	1	1.69	4	10.00	4	5.71	5	5.68
White	54	91.53	33	82.55	61	87.14	77	87.50
2 or More Races	2	3.39	3	4.29	3	4.29	4	4.55

- Race categories are based on IPEDS (the Integrated Postsecondary Education Data System)

Race



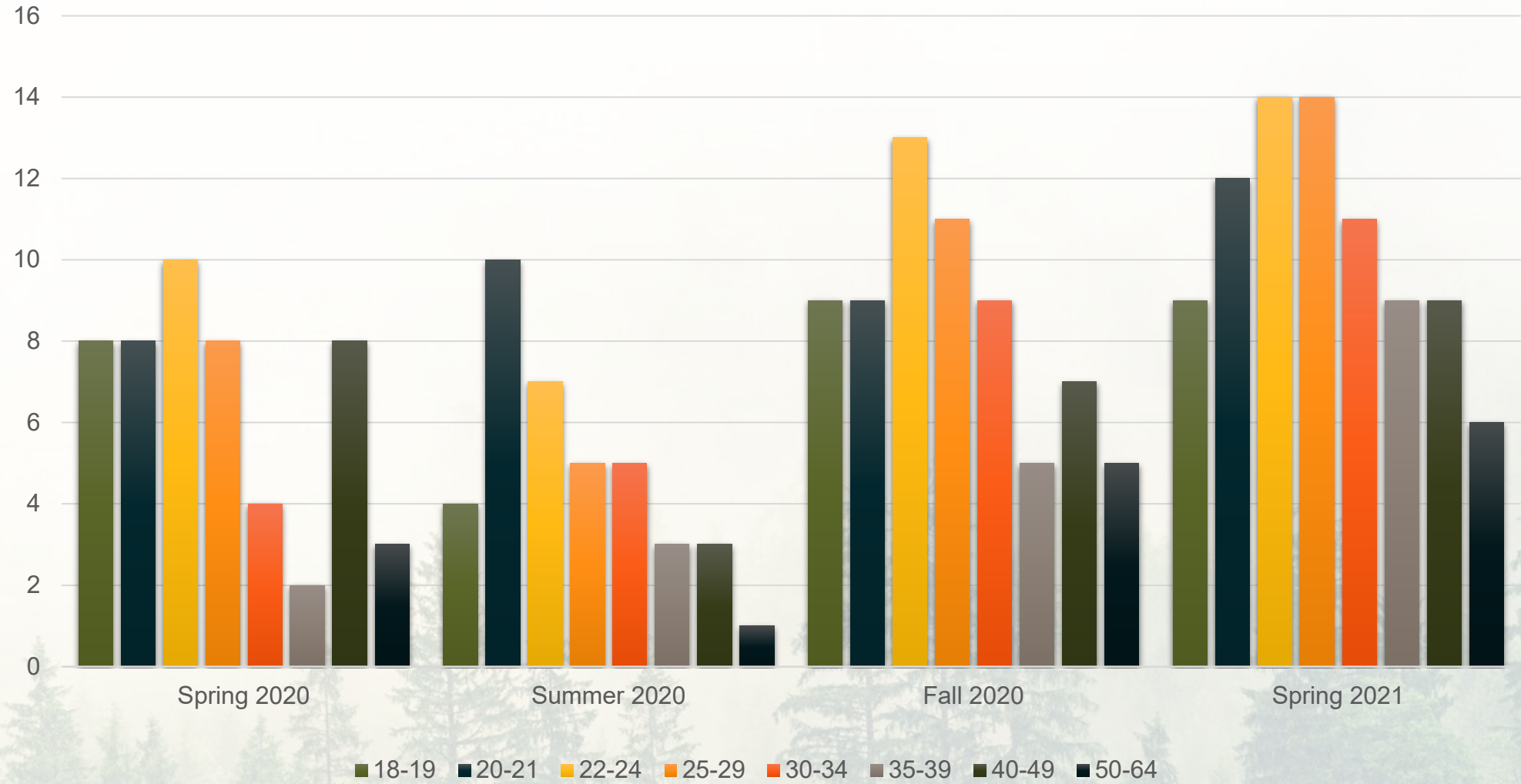
Age Group



	Spring 2020		Summer 2020		Fall 2020		Spring 2021	
	N	%	N	%	N	%	N	%
18-19	8	15.69	4	10.53	9	13.24	9	10.71
20-21	8	15.69	10	26.32	9	13.24	12	14.29
22-24	10	19.61	7	18.42	13	19.12	14	16.67
25-29	8	15.69	5	13.16	11	16.18	14	16.67
30-34	4	7.84	5	13.16	9	13.24	11	13.10
35-39	2	3.92	3	7.89	5	7.35	9	10.71
40-49	8	15.69	3	7.89	7	10.29	9	10.71
50-64	3	5.88	1	2.63	5	7.35	6	7.14
Average Age	29		27		29		30	
Median Age	24		23		26		28	

- Early Entry students were removed for this comparison
- Average Age and Median Age were rounded to the nearest whole number

Age Groups



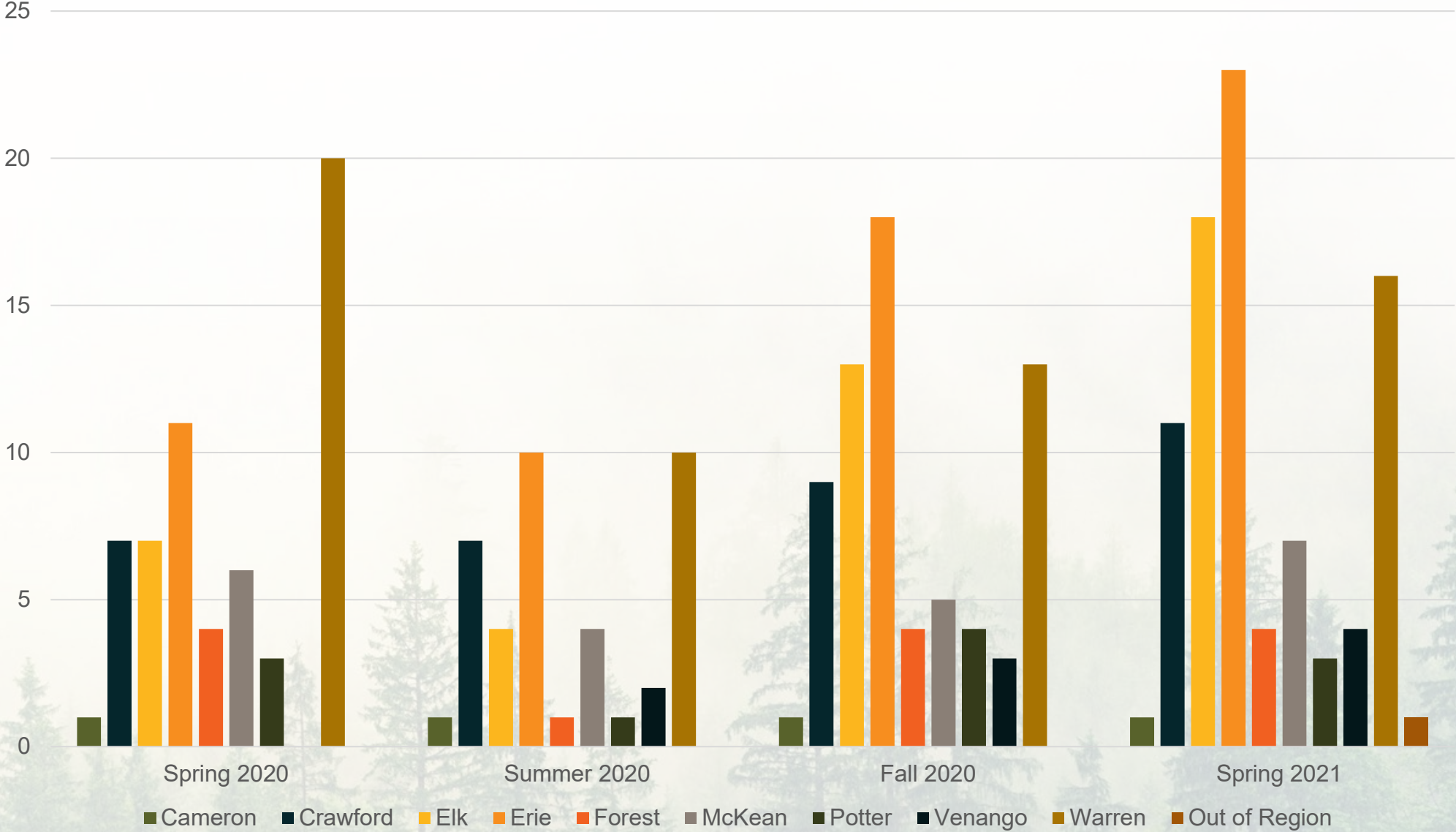
County



	Spring 2020		Summer 2020		Fall 2020		Spring 2021	
	N	%	N	%	N	%	N	%
Cameron	1	1.69	1	2.50	1	1.43	1	1.14
Crawford	7	11.86	7	17.50	9	12.86	11	12.50
Elk	7	11.86	4	10.00	13	18.57	18	20.45
Erie	11	18.64	10	25.00	18	25.71	23	26.14
Forest	4	6.78	1	2.50	4	5.71	4	4.55
McKean	6	10.17	4	10.00	5	7.14	7	7.95
Potter	3	5.08	1	2.50	4	5.71	3	3.41
Venango	-	-	2	5.00	3	4.29	4	4.55
Warren	20	33.90	10	25.00	13	18.57	16	18.18
Out of Region	-	-	-	-	-	-	1	1.14

- NPRC serves a 9-county region in Pennsylvania including Cameron, Crawford, Elk, Erie, Forest, McKean, Potter, Venango, and Warren Counties.
- Students outside of this region are welcome and encouraged to apply if they are able to attend one of NPRC's classroom sites.

County

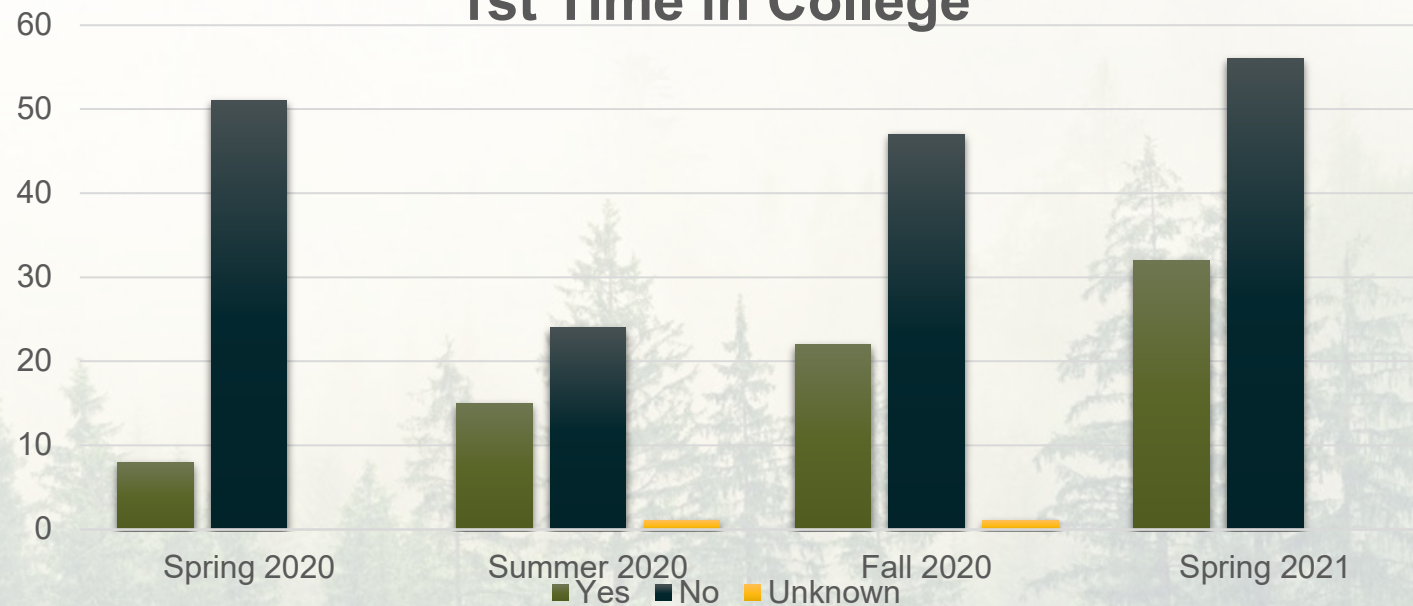


First Time in College



	Spring 2020		Summer 2020		Fall 2020		Spring 2021	
	N	%	N	%	N	%	N	%
Yes	8	13.56	15	37.50	22	31.43	32	36.36
No	51	86.44	24	60.00	47	67.14	56	63.64
Unknown	-	-	1	2.50	1	1.43	-	-

1st Time in College



- First Time in College = the first time a student is taking any college credit after graduating high school or receiving their GED.
- Self-indicated on application

Major

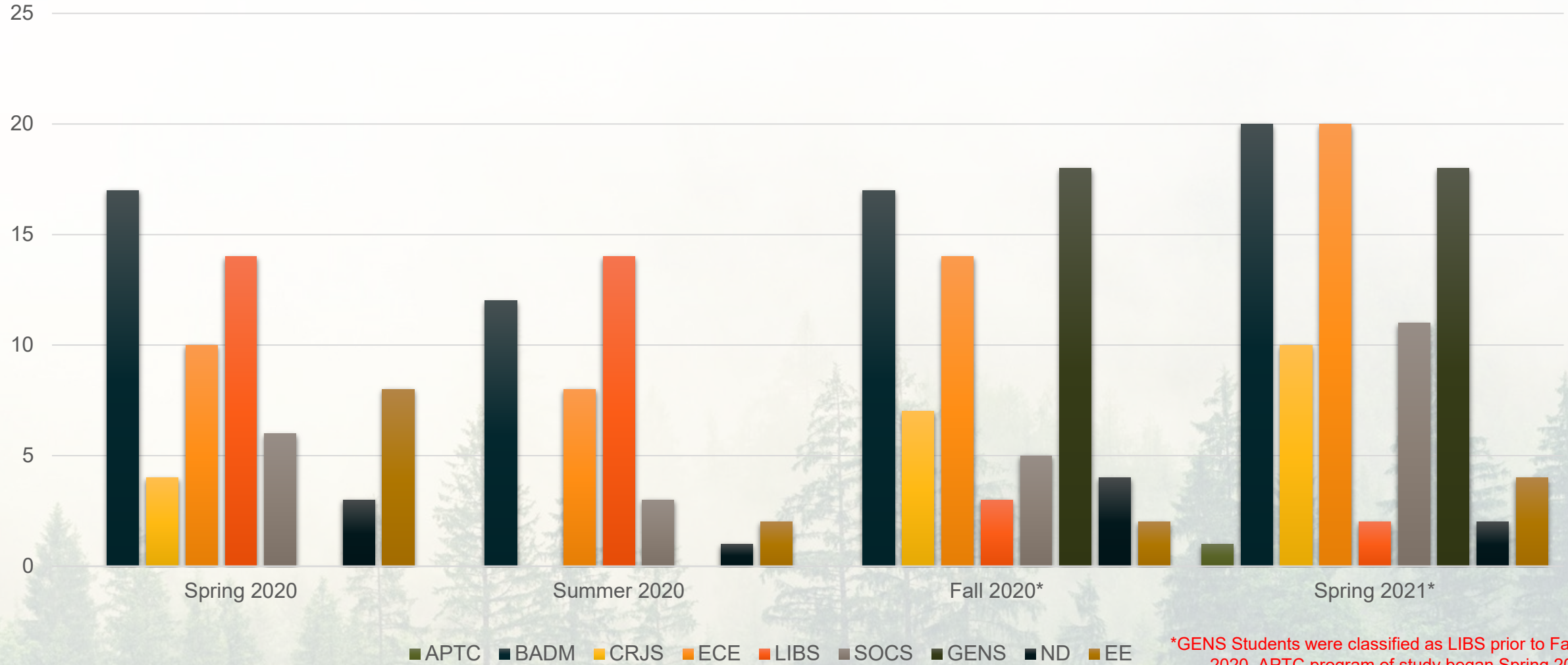


	Spring 2020		Summer 2020		Fall 2020		Spring 2021	
	N	%	N	%	N	%	N	%
Applied Technology	-	-	-	-	-	-	1	1.14
Business Administration	17	28.81	12	30.00	17	24.29	20	22.73
Criminal Justice	4	6.78	-	-	7	10.00	10	11.36
Early Childhood Education	10	16.95	8	20.00	14	20.00	20	22.73
Liberal Studies	14	23.73	14	35.00	3	4.29	2	2.27
Social Sciences	3	5.08	3	7.50	5	7.14	11	12.50
General Studies	-	-	-	-	18	25.71	18	20.45
Non-Degree	3	5.08	1	2.50	4	5.71	2	2.27
Early Entry	8	13.56	2	5.00	2	2.86	4	4.55

- NPRC offers six Associate Degree Programs: Applied Technology, Business Administration (APTC), Criminal Justice (CRJS), Early Childhood Education (ECE), Liberal Studies (LIBS), and Social Sciences (SOCS), and one Certificate in General Studies (GENS).
- Applied Technology was added as a program of study in Spring of 2021.
- Prior to the Fall 2020 term, General Studies students were classified as Liberal Studies.



Major



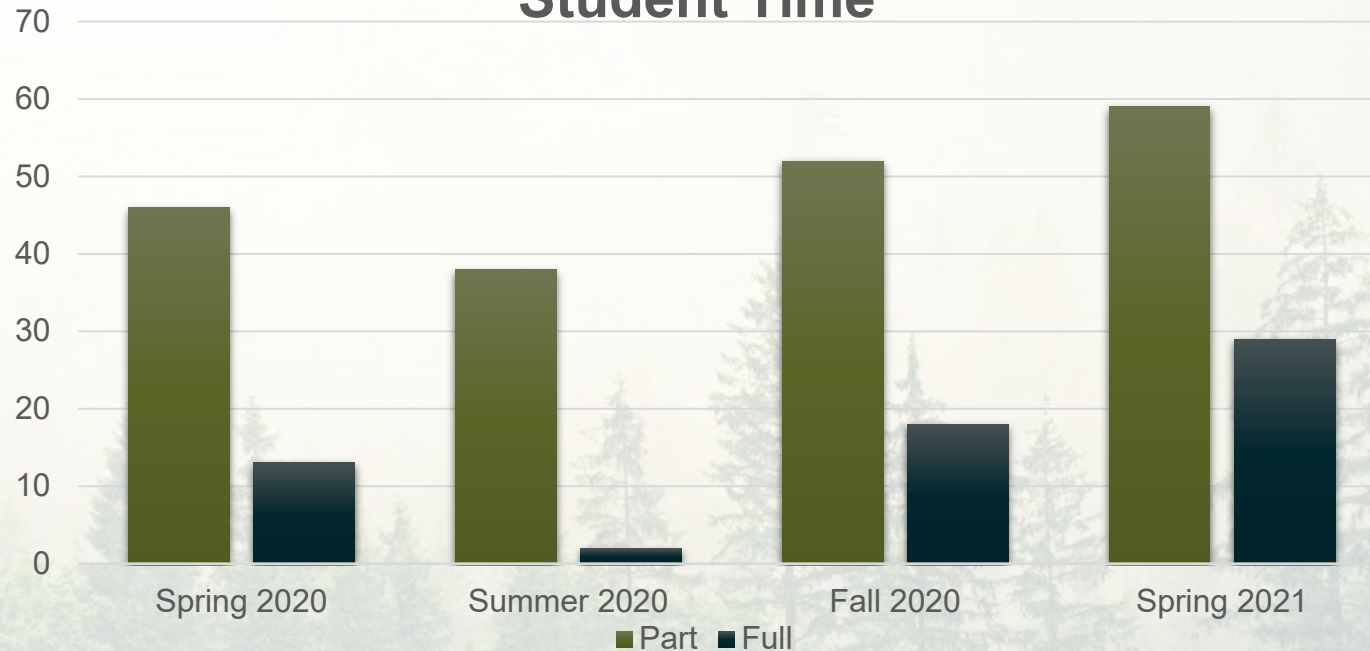
*GENS Students were classified as LIBS prior to Fall of 2020. APTC program of study began Spring 2021.

Student Time



	Spring 2020		Summer 2020		Fall 2020		Spring 2021	
	N	%	N	%	N	%	N	%
Part-Time	46	77.97	38	95.00	52	74.29	59	67.05
Full-Time	13	22.03	2	5.00	18	25.71	29	32.95

Student Time



- Students at NPRC are classified as full-time if they take 12 or more credits in any entire term.
- Students are classified as part-time if they take less than 12 credits in any entire term.